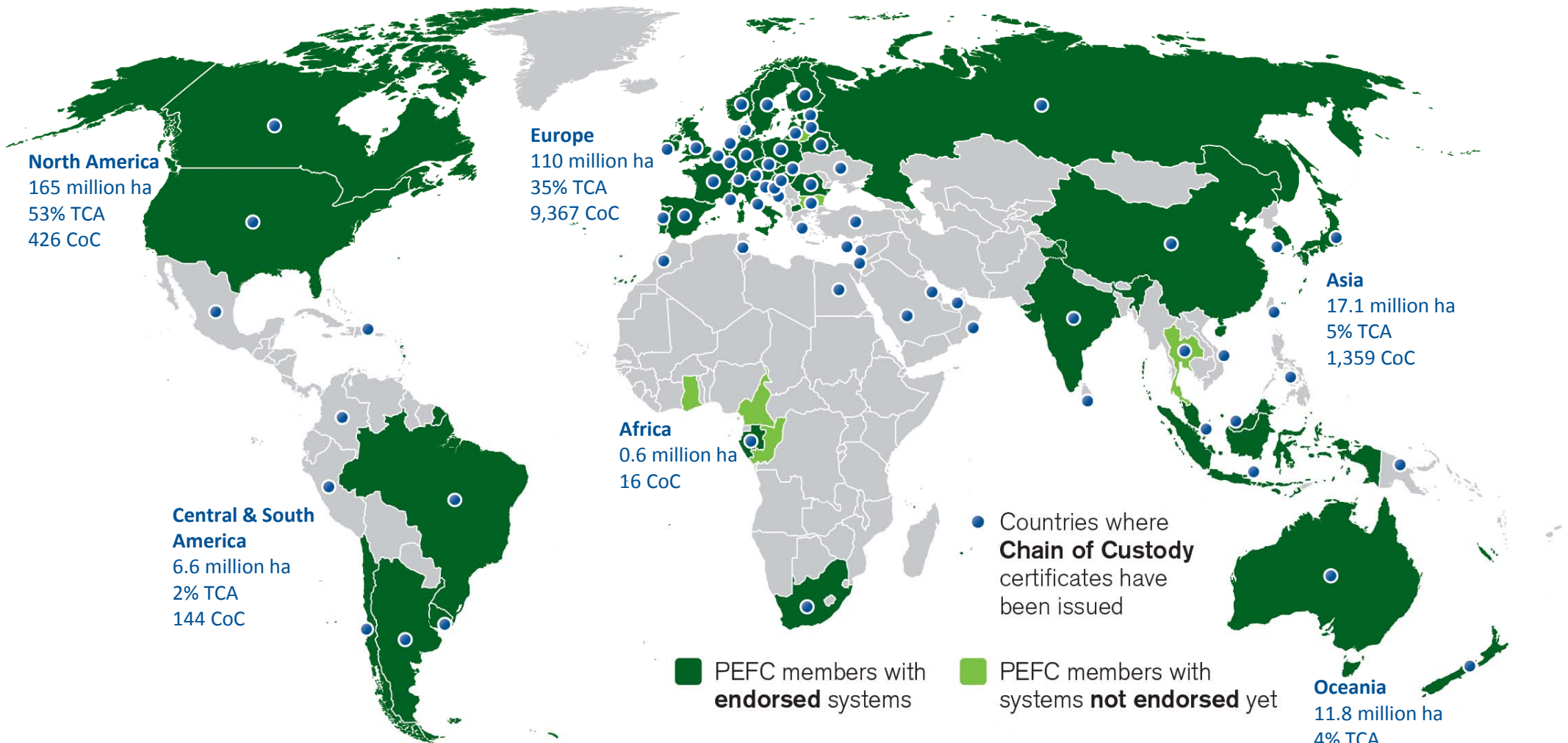


PEFC Global Statistics: SFM & CoC Certification

Data: March 2019

Members, Endorsed Systems; Distribution of Certificates



* ha - hectares

CoC - Chain of Custody certificates

TCA - % of total PEFC certified area

International Stakeholder Members



- APP Timber
- Arauco
- Asia Pacific Resources International Holdings Ltd. (APRIL)
- Association Technique Internationale des Bois Tropicaux (ATIBT)
- Building and Wood Worker's International (BWI)
- Confederation of European Forest Owners (CEPF)
- Confederation of European Paper Industries (CEPI)
- Connecting Natural Values and People (CNVP)
- Double A
- European Biomass Association (AEBIOM)
- European Confederation of Agricultural, Rural and Forestry Contractors (CEETTAR)
- European Panel Federation (EPF)
- European Pulp Industry Sector Association AISBL (EPIS)
- European Timber Trade Federation (ETTF)
- European Tissue Symposium (ETS)
- Fibria
- International Council of Forest and Paper Associations (ICFPA)
- International Family Forestry Alliance (IFFA)
- International Paper
- Metsä Group
- Mondi
- Olam International
- Purinusa Ekapersada (APP)
- RECOFTC
- Smurfit Kappa
- Stora Enso
- Suzano Pulp and Paper
- Union of Silviculturists of Southern Europe (USSE)
- WestRock Company
- Weyerhaeuser Company

CERTIFIED FOREST AREA



www.pefc.org



Certified Forest Area by Country



Country	Certified Area (ha)
Argentina	246,717
Australia	11,355,779
Austria	3,027,112
Belarus	8,618,187
Belgium	300,999
Brazil	3,810,105
Canada (CSA)	33,533,849
Canada (SFI)	98,790,971
Chile	1,915,480
China	6,808,998
Czech Republic	1,776,882
Denmark	280,351
Estonia	1,238,453
Finland	18,037,840
France	7,975,755
Gabon	596,822
Germany	7,567,446
Indonesia	3,905,288
Ireland	376,108
Italy	819,175

Country	Certified Area (ha)
Japan	1,780,365
Latvia	1,717,511
Luxembourg	35,217
Malaysia	4,612,239
Netherlands	3,240
New Zealand	469,198
Norway	7,380,750
Poland	7,155,810
Portugal	277,356
Russia	22,490,931
Slovak Republic	1,216,491
Slovenia	286,000
Spain	2,222,593
Sweden	15,927,847
Switzerland	211,496
United Kingdom	1,502,143
USA (ATFS)	6,881,814
USA (SFI)	25,977,995
Uruguay	645,670
Total	311,776,983

Certified Forest Area by Region



Africa	Certified Area (ha)
Gabon	596,822
Total	596,822

Asia	Certified Area (ha)
China	6,808,998
Indonesia	3,905,288
Japan	1,780,365
Malaysia	4,612,239
Total	17,106,890

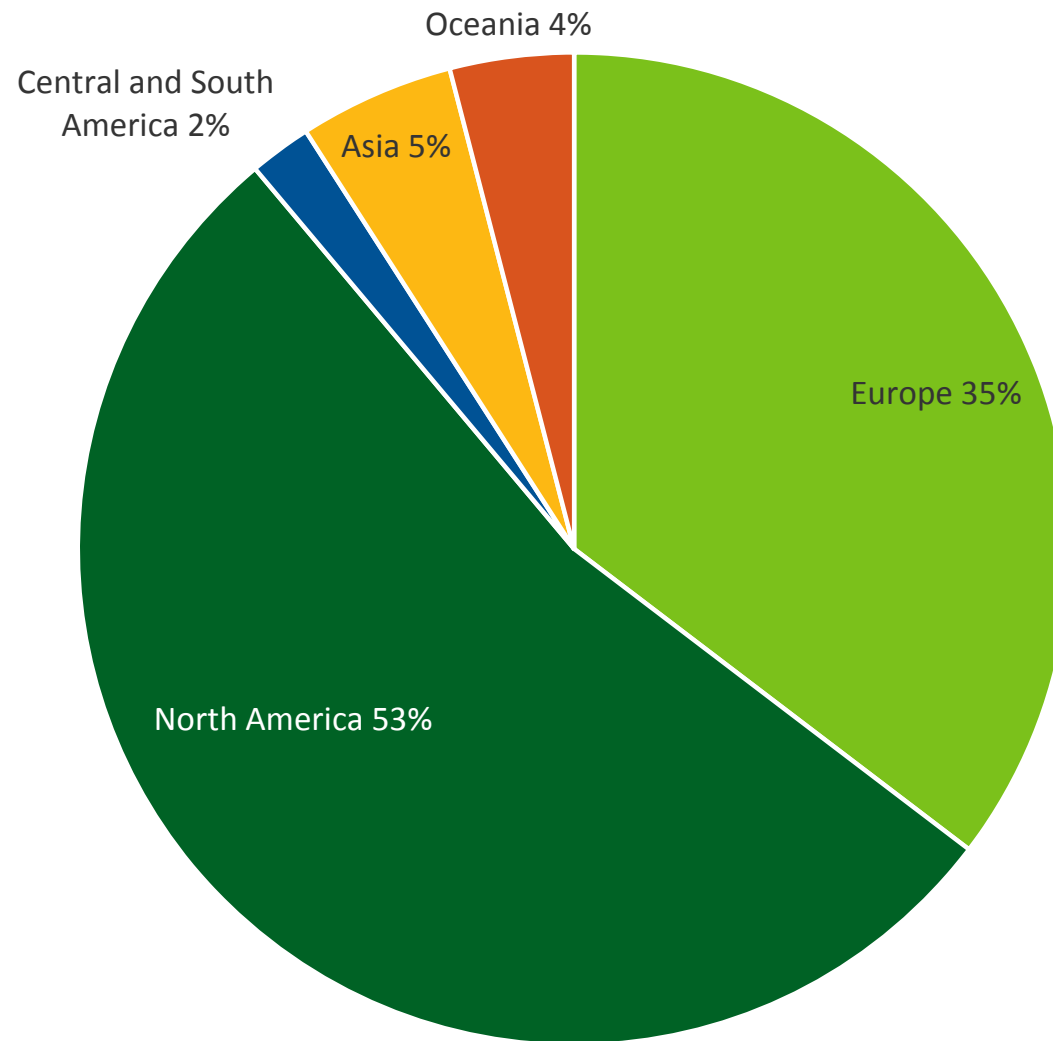
Central & South America	Certified Area (ha)
Argentina	246,717
Brazil	3,810,105
Chile	1,915,480
Uruguay	645,670
Total	6,617,972

North America	Certified Area (ha)
Canada (CSA)	33,533,849
Canada (SFI)	98,790,971
USA (ATFS)	6,881,814
USA (SFI)	25,977,995
Total	165,184,629

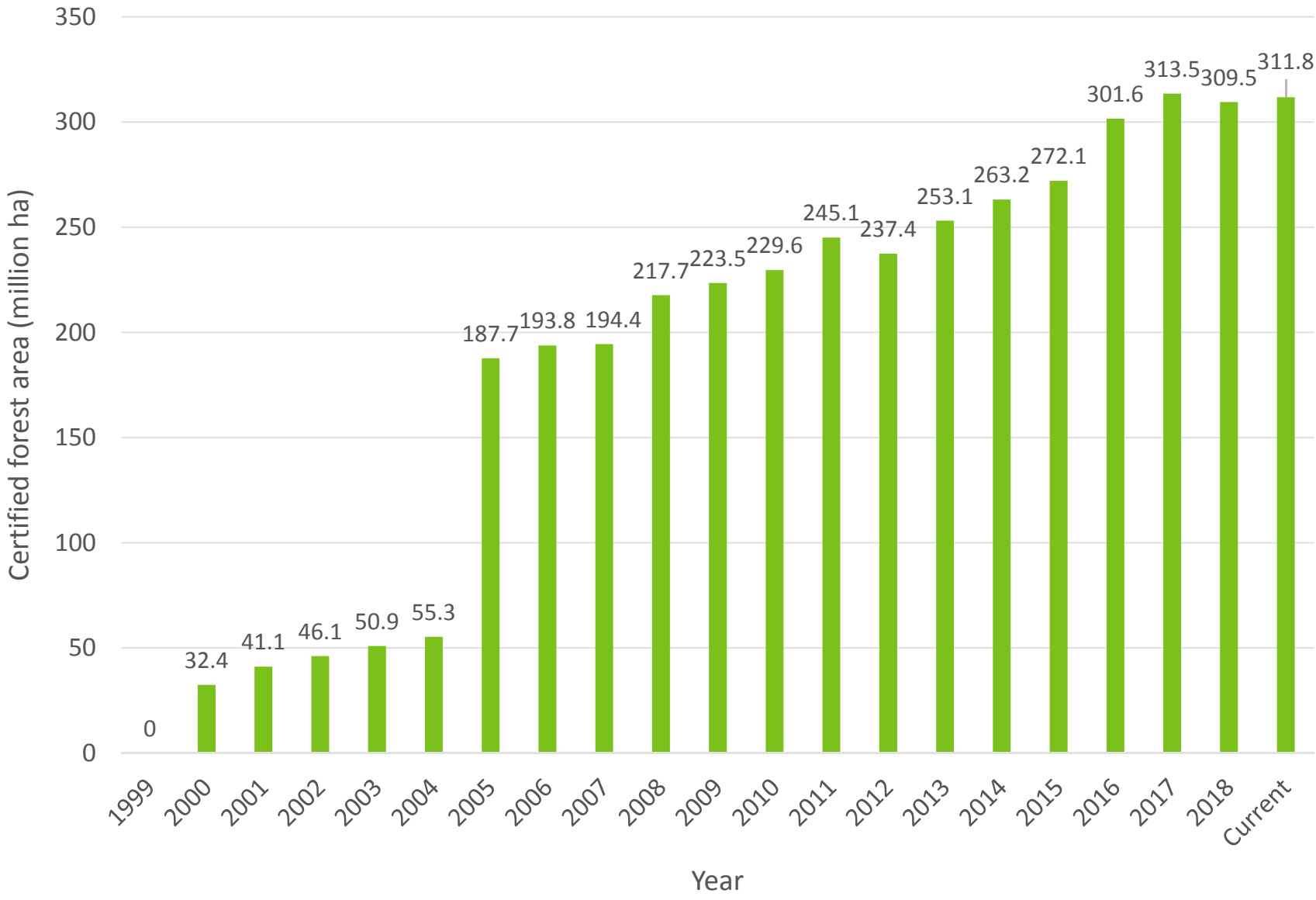
Oceania	Certified Area (ha)
Australia	11,355,779
New Zealand	469,198
Total	11,824,977

Europe	Certified Area (ha)
Austria	3,027,112
Belarus	8,618,187
Belgium	300,999
Czech Republic	1,776,882
Denmark	280,351
Estonia	1,238,453
Finland	18,037,840
France	7,975,755
Germany	7,567,446
Ireland	376,108
Italy	819,175
Latvia	1,717,511
Luxembourg	35,217
Netherlands	3,240
Norway	7,380,750
Poland	7,155,810
Portugal	277,356
Russia	22,490,931
Slovak Republic	1,216,491
Slovenia	286,000
Spain	2,222,593
Sweden	15,927,847
Switzerland	211,496
United Kingdom	1,502,143
Total	110,445,693

Certified Forest Area by Region



Certified Area Growth



Top Ten – Certified Forest Area



Country	Certified Area (ha)
Canada	132,324,820
United States	32,859,809
Russia	22,490,931
Finland	18,037,840
Sweden	15,927,847
Australia	11,355,779
Belarus	8,618,187
France	7,975,755
Germany	7,567,446
Norway	7,380,750

CHAIN OF CUSTODY



Chain of Custodies by Country



Country	Country	Country	Country
Argentina	14	Estonia	77
Australia	199	Finland	233
Austria	493	France	1967
Bahrain	1	Gabon	2
Belarus	104	Germany	1671
Belgium	270	Greece	4
Bosnia and Herzegovina	4	Hungary	18
Brazil	45	India	21
Bulgaria	6	Indonesia	32
Canada	176	Ireland	38
Chile	64	Israel	3
China	341	Italy	714
Colombia	1	Japan	500
Croatia	8	Korea, Republic of	9
Cyprus	2	Latvia	83
Czech Republic	193	Lebanon	2
Denmark	97	Lithuania	12
Dominican Republic	1	Luxembourg	17
Egypt	3	Malaysia	362
		Mexico	9
		Monaco	1
		Morocco	6
		Netherlands	468
		New Zealand	25
		Norway	73
		Papua New Guinea	1
		Peru	16
		Philippines	5
		Poland	190
		Portugal	149
		Romania	27
		Russia	42
		Saudi Arabia	2
		Singapore	22
		Slovak Republic	120
		Slovenia	53
		South Africa	4
		Spain	914
		Sri Lanka	1
		Sultanate of Oman	1
		Sweden	197
		Switzerland	59
		Taiwan	6
		Thailand	13
		Tunisia	1
		Turkey	34
		Ukraine	1
		United Arab Emirates	32
		United Kingdom	1028
		Uruguay	3
		USA (PEFC CoC)	241
		Vietnam	6
		Total:	11,537

Chain of Custodies by Region



Asia	
Bahrain	1
China	341
India	21
Indonesia	32
Israel	3
Japan	500
Korea, Republic of	9
Lebanon	2
Malaysia	362
Philippines	5
Saudi Arabia	2
Singapore	22
Sri Lanka	1
Sultanate of Oman	1
Taiwan	6
Thailand	13
United Arab Emirates	32
Vietnam	6
Total	1,359

Europe			
Austria	493	Lithuania	12
Belarus	104	Luxembourg	17
Belgium	270	Monaco	1
Bosnia & Herzegovina	4	Netherlands	468
Bulgaria	6	Norway	73
Croatia	8	Poland	190
Cyprus	2	Portugal	149
Czech Republic	193	Romania	27
Denmark	97	Russia	42
Estonia	77	Slovak Republic	120
Finland	133	Slovenia	53
France	1967	Spain	914
Germany	1671	Sweden	197
Greece	4	Switzerland	59
Hungary	18	Turkey	34
Ireland	38	Ukraine	1
Italy	714	United Kingdom	1028
Latvia	83	Total	9,367

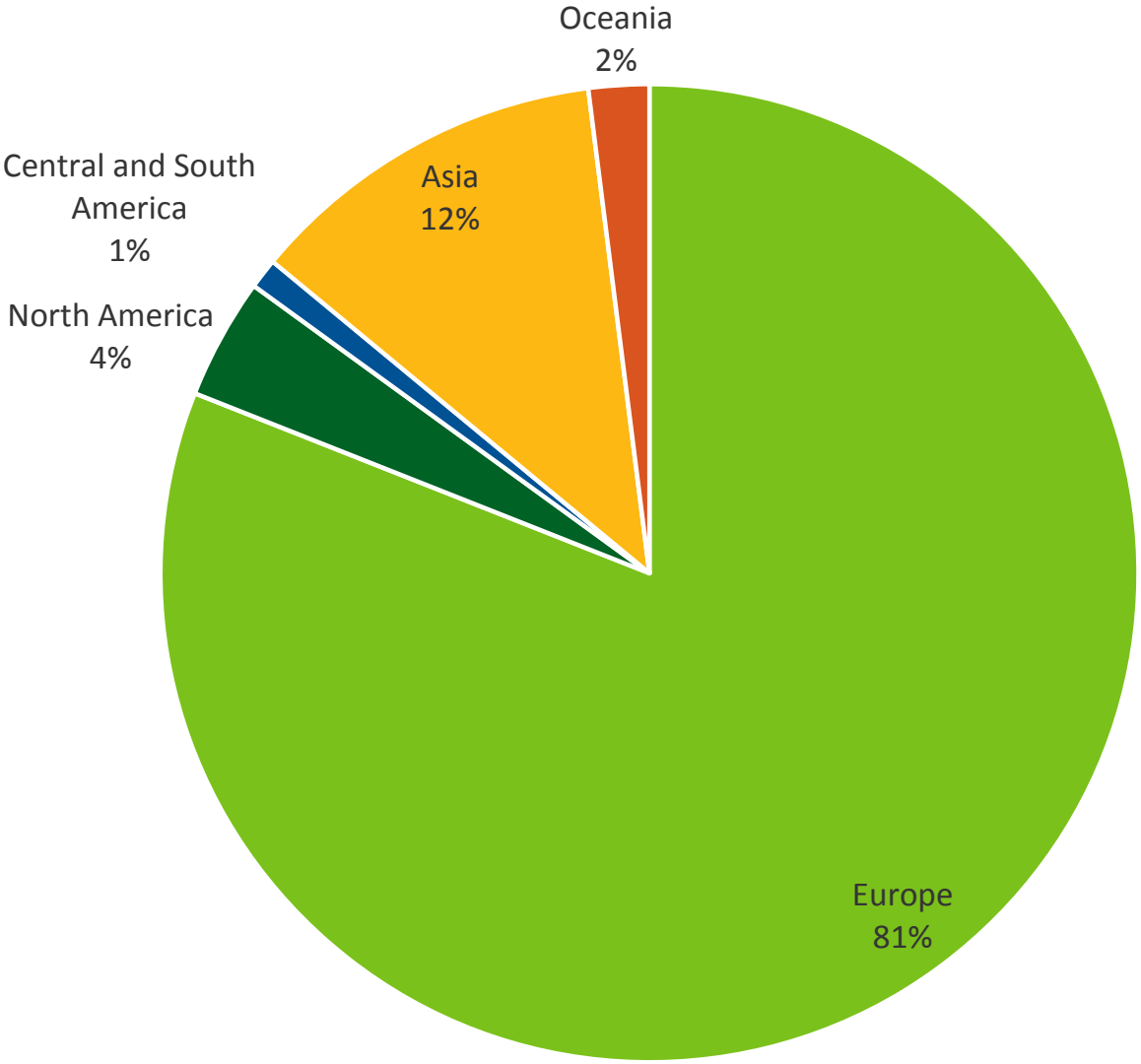
North America			
Canada	176	USA	241
Mexico	9	Total	426

Africa	
Egypt	3
Gabon	2
Morocco	6
South Africa	4
Tunisia	1
Total	16

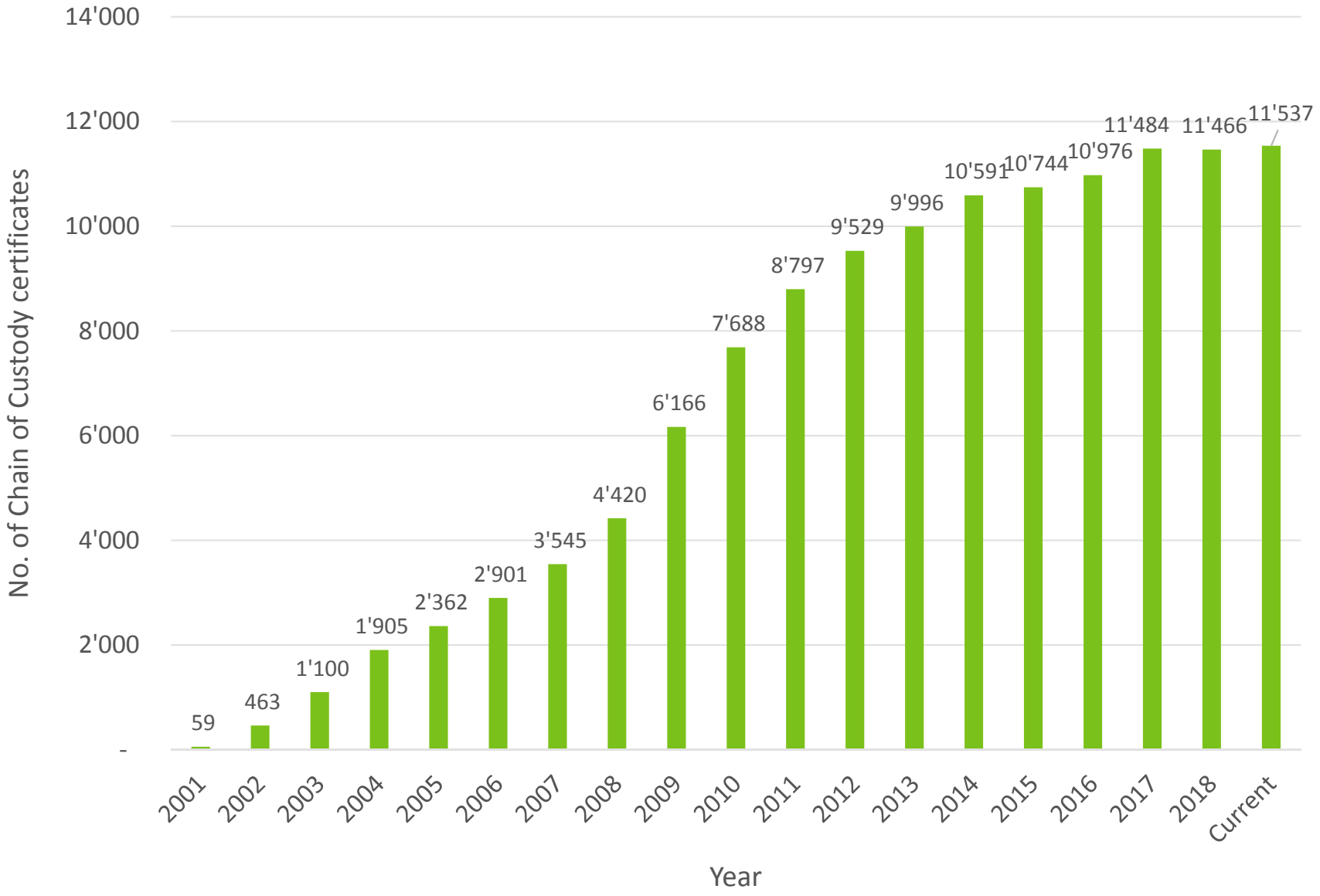
Central & South America	
Argentina	17
Brazil	45
Chile	64
Colombia	1
Dominican Republic	1
Peru	16
Uruguay	3
Total	144

Oceania	
Australia	199
New Zealand	25
Papua New Guinea	1
Total	225

Chain of Custody by Region



Chain of Custody Growth



Top Ten – Chain of Custody



Country	Chain of Custody certificates
France	1,967
Germany	1,671
United Kingdom	1,028
Spain	914
Italy	714
Japan	500
Austria	493
Netherlands	468
Malaysia	362
China	341

Need more information?

PEFC International
ICC Building C
Route de Pré-Bois 20
1215 Geneva 15
Switzerland
Tel. +41 22 799 4540
info@pefc.org

www.pefc.org

